

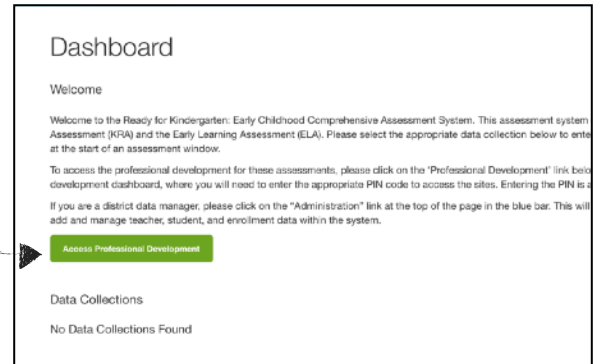


ACCESSING THE KRA OR ELA TRAINING CERTIFICATE

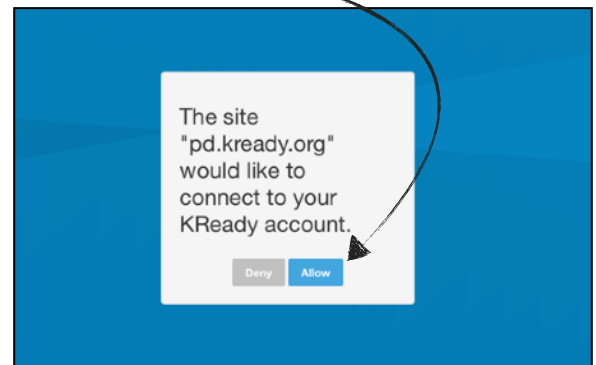
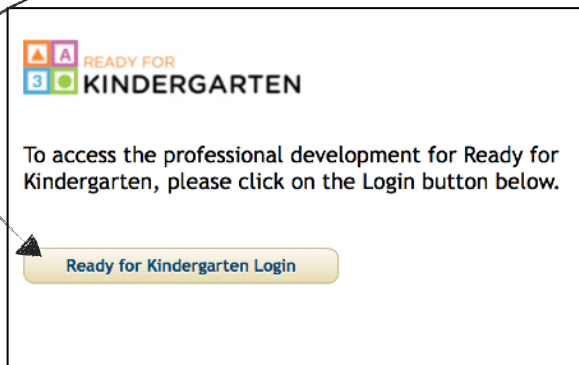
Aug 2018

Certificates for completed KRA or ELA training modules have been made available for teachers in the KReady system. Follow these steps to access the certificate:

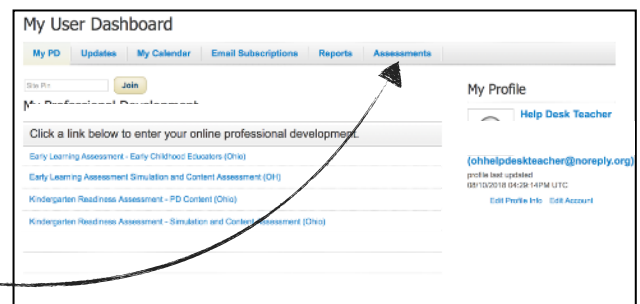
1. Go to <http://ohio.kready.org> and enter your email and password. For best results use the latest version of the Google Chrome Browser. Once you have logged in - select the "Access Professional Development" green button in the middle of the page.



2. Click the "Ready for Kindergarten" button and then select the "Allow" button to connect your KReady account.



3. Enter your PIN and click "Join". *Note - your PIN will be provided by the trainer and is required to access PD materials.



4. Click "Assessments" from the menu tab options.



ACCESSING THE KRA OR ELA TRAINING CERTIFICATE

Aug 2018

5. Scroll to locate the most recent completed training and click the **"download"** button next to the training title.

Kindergarten Readiness Assessment - Simulation and Content Assessment (Ohio) : 2018 KRA Version 1.5 Full Training	
Name	Result
2018: OH KRA Simulation Exercise	100%
2018: OH KRA Content Assessment	100%

Kindergarten Readiness Assessment - Simulation and Content Assessment (Ohio) : 2018 KRA Version 1.5 Full Training - Retake Simulation

Name	Result

6. Locate the downloaded certificate. (i.e. in your downloads folder, or you desktop, etc...) and open the **Adobe PDF** to print.



Please note: Depending on your settings the file may open in a browser (e.g. Google Chrome or Apple's Safari). Follow the standard process to print from the browser for printing the Training Certificate.